

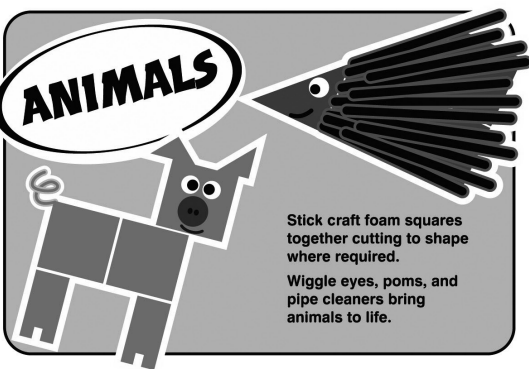
CRAFT FOAM SQUARES

Stick craft foam squares together to make flowers, animals, people, furniture, pictures, greeting cards, badges and lots more.

Craft foam:

- Sticks easily with PVA glue
- Cuts easily with scissors to make different shapes
- Can be threaded

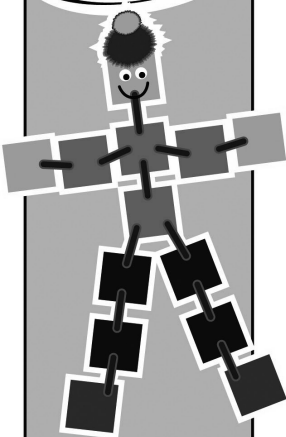
ANIMALS



Stick craft foam squares together cutting to shape where required.

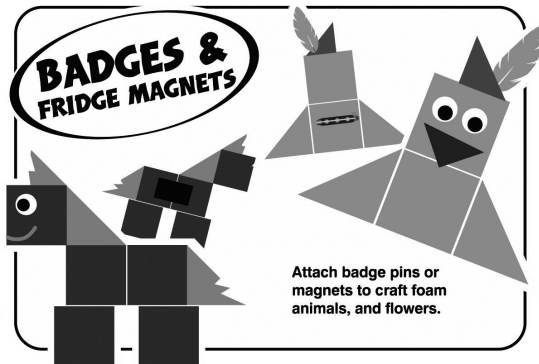
Wiggle eyes, poms, and pipe cleaners bring animals to life.

PEOPLE



Use pipe cleaners or thread to link together the craft foam squares.
Use wiggle eyes, poms and glitter for more detail.

BADGES & FRIDGE MAGNETS




Attach badge pins or magnets to craft foam animals, and flowers.

FLOWERS

Pipe cleaners make ideal flower stems; feathers provide leaves.


Use poms, sequins and glitter to decorate.



FURNITURE

Stick craft foam squares together to make colourful dolls furniture.

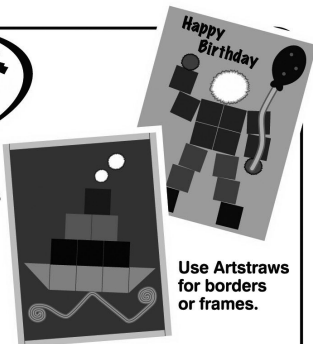
For larger furniture make a former from card and cover with craft foam squares.



Decorate with sequins and glitter.

PICTURES & CARDS

Use craft foam squares to create personal cards and pictures.
Poms, glitter, pipe cleaners and wiggle eyes make interesting cards.




Use Artstraws for borders or frames.

PICTURE FRAMES

Stick craft foam tiles together to form a frame shape.

Decorate with glitter glue, glitter poms, sequins or gemstones.



CRAFT FOAM SHAPES

Stick craft foam shapes together to make flowers, people, animals, jewellery and lots more.

Make puppets, magnets and badges.

Decorate photo frames, bookmarks, cards & gift boxes.

Craft foam:

- Sticks easily with PVA glue
- Cuts easily with scissors to make different shapes
- Can be threaded

ANIMALS & PEOPLE


Wiggle eyes, poms, pipe cleaners and feathers bring them to life.

Turn into badges and fridge magnets.



BOOKMARKS


Decorate lollipop sticks with craft foam shapes or models. Add glitter glue to sparkle.



JEWELLERY

Thread craft foam shapes, to make necklaces, chokers and bracelets.

Pipe Cleaners or cord can be used for threading. Glitter, poms, sequins, and gems add sparkly decoration.




Turn craft foam people, animals and flowers into badges and rings.

GIFT BOXES


Turn containers into gift boxes using craft foam shapes.

Add sequins, glitter, gemstones, & poms for more decoration.



PUPPETS

Turn craft foam shapes into puppets using lollipop sticks. To make larger puppets, use sheets of foam for the head and body adding foam shapes for hands, feet, mouth and clothes.




Wiggle Eyes, poms, feathers and beads bring puppets to life

FLOWERS

Pipe cleaners can be used for stems; feathers for leaves.

Poms, sequins and gems are ideal for extra decoration.



CARDS

Use craft foam shapes to create personal cards and pictures.

Poms, pipe cleaners, mini pegs, and wiggle eyes make interesting cards.

To create a craft foam picture use Artstraws or pipe cleaners as a frame.



Other items used available from

creation station

Artstraws Ltd
Swansea SA6 6RB
Tel: 01792 796151
Fax: 01792 700540
E-mail: info@artstraws.com

Leaflet No.

1

WHAT CAN I MAKE?

Look inside for lots of ideas

IT'S EASY, IT'S FUN!