

LOLLIPOP STICKS

Join together to make people, animals, bookmarks, picture frames and door plaques.


Join together or stick round formers to make, note holders desk tidies, vehicles and buildings.

Available in packs of plain, coloured and Jumbo lollipop sticks.

Models can be made with any lollipop stick, but mixing sizes and colours is really effective.

- Stick together with PVA glue.
- Colour Natural Sticks with poster or acrylic paints.

ANIMALS & PEOPLE




Wiggle eyes, poms, pipe cleaners, feathers and wood shapes bring Lollipop People to life.

Lollipop people can also be dressed in felt or foam clothing.

- Use pipe cleaners round lollipop sticks for clothes.

BOOKMARKS

Decorate lollipop sticks with glitter glue, gems and sequins.






At the top end of the lollipop stick add flowers, or bugs made from pipe cleaners, poms, wiggle eyes, craft foam, or wooden shapes.

DOOR PLAQUES

Decorate with glitter glue, sequins, and Funfoam shapes

Use pipe cleaners to add names.



DESK TIDY

Note: It is best to stick the lollipop sticks onto card to make a solid shape.

- Cut card to the size of containers required.
- Glue lollipop sticks onto the card.
- When dry, roll and glue into the require shapes.
- Decorate with glitter glue, sequins, gems, poms, wood or foam shapes



Other items used available from

creation station

Artstraws Ltd
Swanssea SA6 6RB
Tel: 01792 706151
Fax: 01792 700540
E-mail: info@artstraws.com

3

Leaflet No.

3

WHAT CAN I MAKE?

Look inside for lots of ideas

IT'S EASY, IT'S FUN!


NOTE HOLDERS

1

Back



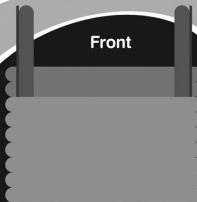
Sides



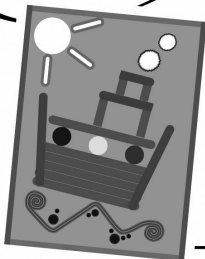
Decorate with glitter glue, sequins, gems, poms, wood or foam shapes.

Front

3




CARDS



Use a lollipop stick person, animal or picture to create a personal birthday card.

Poms, pipe cleaners, sequins, craft foam shapes and wiggle eyes make colourful decorations.

Use Artstraws for borders or frames.

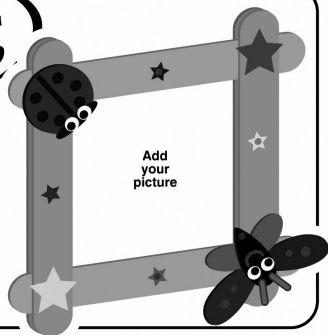


PICTURE FRAMES

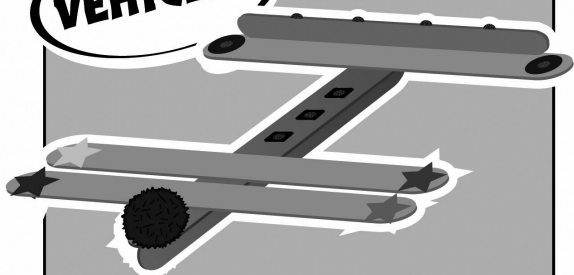
Glue the lollipop sticks into the required frame shape.

Decorate with sequins, gems, glitter glue, poms, wood or foam shapes.

Add your picture



VEHICLES



AEROPLANE

Use pipe cleaners for the wheels.

Decorate with glitter, sequins or poms.



ROCKET

Use card or a tube for the basic shape. Cover with lollipop sticks.

Pipe Cleaners and Poms can be used for the nose and fins.